

2018

ANNUAL REPORT



INTELLECTUAL PROPERTY  
AGENCY OF THE MINISTRY OF  
ECONOMIC DEVELOPMENT AND  
INVESTMENTS OF THE REPUBLIC  
OF ARMENIA

# CONTENT

PREFACE _____	1
STRUCTURE AND FAUNCTINS _____	2
INVENTIONS AND UTILITY MODELS _____	4
APPLICATIONS _____	4
PATENTS _____	10
TRADEMARKS _____	11
ONLINE APPLICATIONS _____	14
OBJECTIONS AND REMARKS _____	15
INDUSTRIAL DESIGNS _____	15
RENEWALS _____	15
ASSIGNMENT OF RIGHTS TO REGISTERED SUBJECT MATTERS, REGISTRATION OF LICENSES _____	16
BOARD OF APPEAL _____	16
LEGISLATIVE FIELD _____	17
INFORMATION TECHNOLOGIES _____	18
INTERNATIONAL COOPERATIONS _____	19

---

*Published by the Intellectual Property Agency*

*Editorial Board*

*Yerem Chakhoyan*

*Kristine Hambaryan*

*Susanna Davtyan*

*Arpine Yeganyan*

*Republic Square, Government House 3, 0010 Yerevan, Republic of Armenia*

*Telephone: 011 597 534 Application Assumption Department*

*Telephone: 011 597535 Information Technologies Department*

*Internet: [www.aipa.am](http://www.aipa.am)*

## PREFACE

In 2018 the Intellectual Property Agency carried out its main functions connected with the provision of legal protection of industrial property subject matters in the field of intellectual property in accordance with the legislation of the Republic of Armenia.

In 2018 the Agency increased the quality of its services and made the necessary information more accessible to the society.

The number of online filed applications on industrial property subject matters has increased, data digitization was implemented, official information has been published, Nice Classification was updated. Digitization of the documents on applications on the intellectual property subject matters and the whole paperwork thereof was realised. During 2018, the Intellectual Property Agency has developed 3 new draft laws, namely, "Law on Industrial Designs", "Law on Patents", "Law on Copyright and Related Rights", as well as draft "Law on Making Amendments and Supplements to the Law on Trademarks" and "Law on Making Amendments and Supplements to the Law on State Duty" were submitted to the Government of the Republic of Armenia.

### STRUCTURE AND FAUNCTINS

The Intellectual Property Agency has the status of separate division acting within the Ministry of Economic Development and Investments of the Republic of Armenia which provides services in the field of intellectual property according to the Law, and in special cases also by the legislation of the Republic of Armenia.

The Agency recieves and carries out examination of applications on inventions, utility models, industrial designs, trademarks, appellations of origin and topographies of integrated circuits, as well as state registration thereof, grants patents and certificates, maintains state registry of the mentioned subject matters as well as provides the right on use by registering the license agreements and open licenses in accordance with the order established by the legislation of the Republic of Armenia.

The Agency prepares and publishes on its website the official data on legal protection of the industrial property subject matters and topographies of integrated circuits.

The Agency cooperates with the similar offices and international organizations in accordance with the international treaties of the Republic of Armenia.

The following departments are operating within the Agency:

# STRUCTURE AND FAUNCTINS


YEREM CHAKHOYAN  
HEAD OF AGENCY



KRISTINE HAMBARYAN  
DEPUTY HEAD OF AGENCY



Department of Inventions and Utility Models  
(9 experts)  
Head of Department Avetis Peryan



Department of Trademarks and Industrial  
Designs (12 experts)  
Head of Department Avetis Peryan




Department of Copyright and Related Rights  
(3 specialists)  
Head of Department Armenuhi Shahinyan



Department of Information Technologies (5  
specialists)  
Head of Department Arpine Yeganyan



Department of Application Assumption (3  
specialists)  
Head of Department Susanna Davtyan



Department of State Registers (6 specialists)  
Head of Department Ara Abgaryan



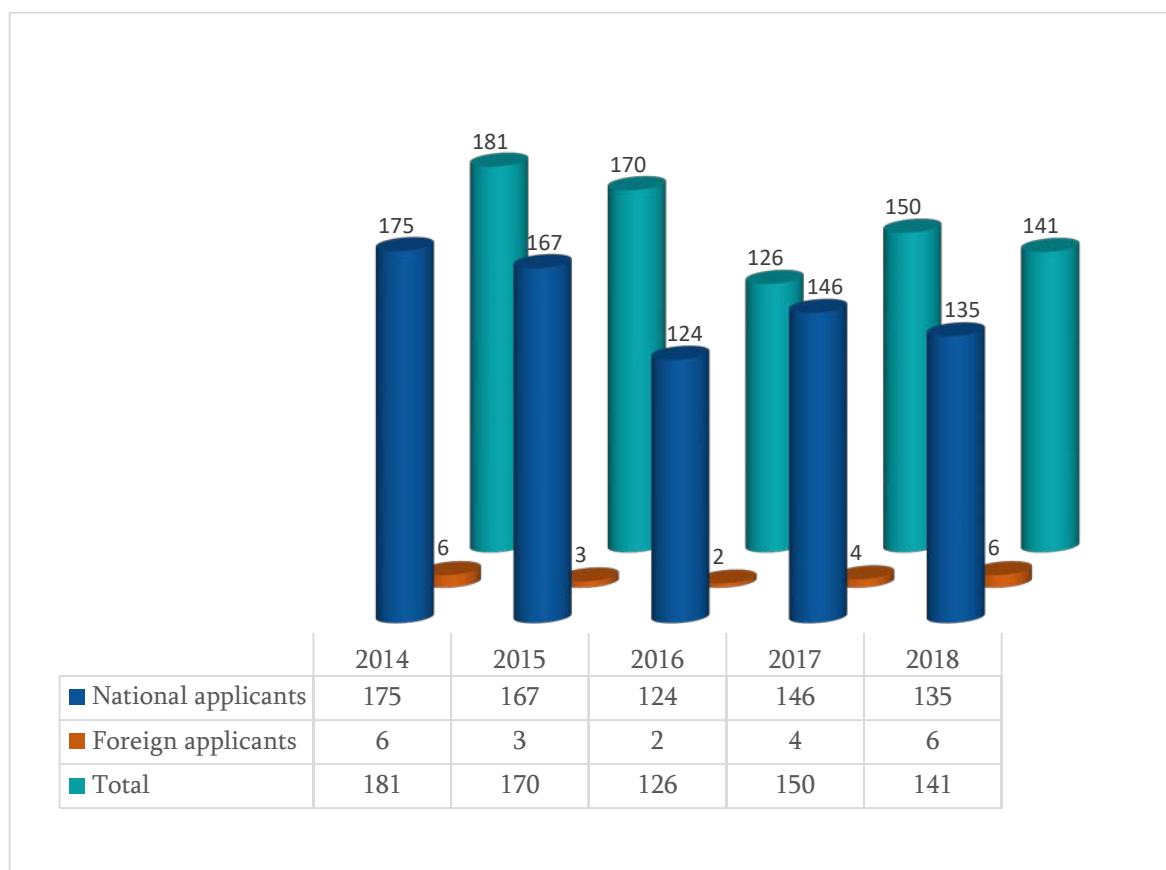
# INVENTIONS AND UTILITY MODELS

## INVENTIONS AND UTILITY MODELS

### APPLICATIONS

105 applications on inventions and 36 applications on utility models were filed with the Intellectual Property Agency in 2018, out of which 135 by national and 6 by foreign applicants (3 from the United States, 2 from the Russian Federation and one from Italy).

THE DYNAMICS OF FILING APPLICATIONS FOR 2014-2018



## INVENTIONS AND UTILITY MODELS

THE TABLE SHOWS THE RATIOS OF APPLICATIONS RECEIVED FROM NATURAL PERSONS AND LEGAL ENTITIES IN 2018.

<b>Applicant</b>	<b>Number of applications</b>	<b>% of the total number of applications</b>
<b>Natural person</b>	91	64,54%
<b>Legal entity,</b>	50	35,46%
<b>Including :</b>		
<b>Higher Educational Institution</b>	34	24,11%
<b>Commercial organization</b>	11	7,80%
<b>Scientific institution</b>	5	3,55%
<b>Total</b>	<b>141</b>	<b>100%</b>

As of December 31, 2018 the total number of applications received for inventions and utility models has been 4619 since 1992.

The Agency acts as a receiving office for international applications filed under the procedure of the Patent Cooperation Treaty (PCT) to the International Bureau of the World Intellectual Property Organization (Geneva), and for Eurasian applications filed under the procedures of the Eurasian Patent Convention to the Eurasian Patent Office (Moscow) only for citizens and legal entities of the Republic of Armenia, as well as for natural persons permanently residing in the territory of the Republic of Armenia.

Within the period of 1994 to 2018 93 international applications for inventions were delivered to the International Bureau of the World Intellectual Property Organization.

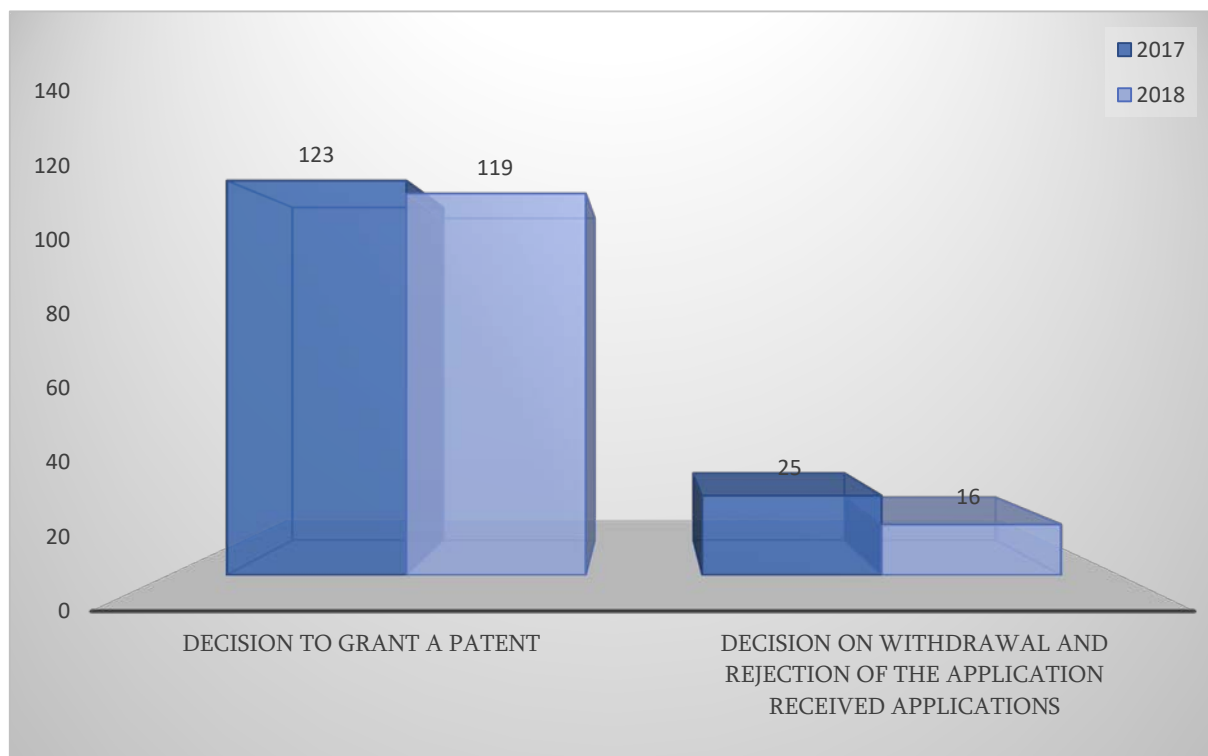
In 2018 the Agency received 1 Eurasian application and delivered to the Eurasian Patent Office in the prescribed period.

Thus, within the period of 1997 to 2018 46 applications for inventions were delivered to the Eurasian Patent Office..

# INVENTIONS AND UTILITY MODELS

During the reporting period the clerical work has been finished with 135 applications, in particular: decisions to publish the applications on inventions in the Official Bulletin and to grant patents were made with regard to 88 applications, decisions to publish the applications on utility models in the Official Bulletin and to grant patents were made with regard to 31 applications, decisions to recall applications on inventions (utility model) were made with regard to 10 applications, decisions on rejection to grant patents were made with regard to 4 applications on inventions, decisions on rejection to grant patents were made with regard to 2 applications on utility models.

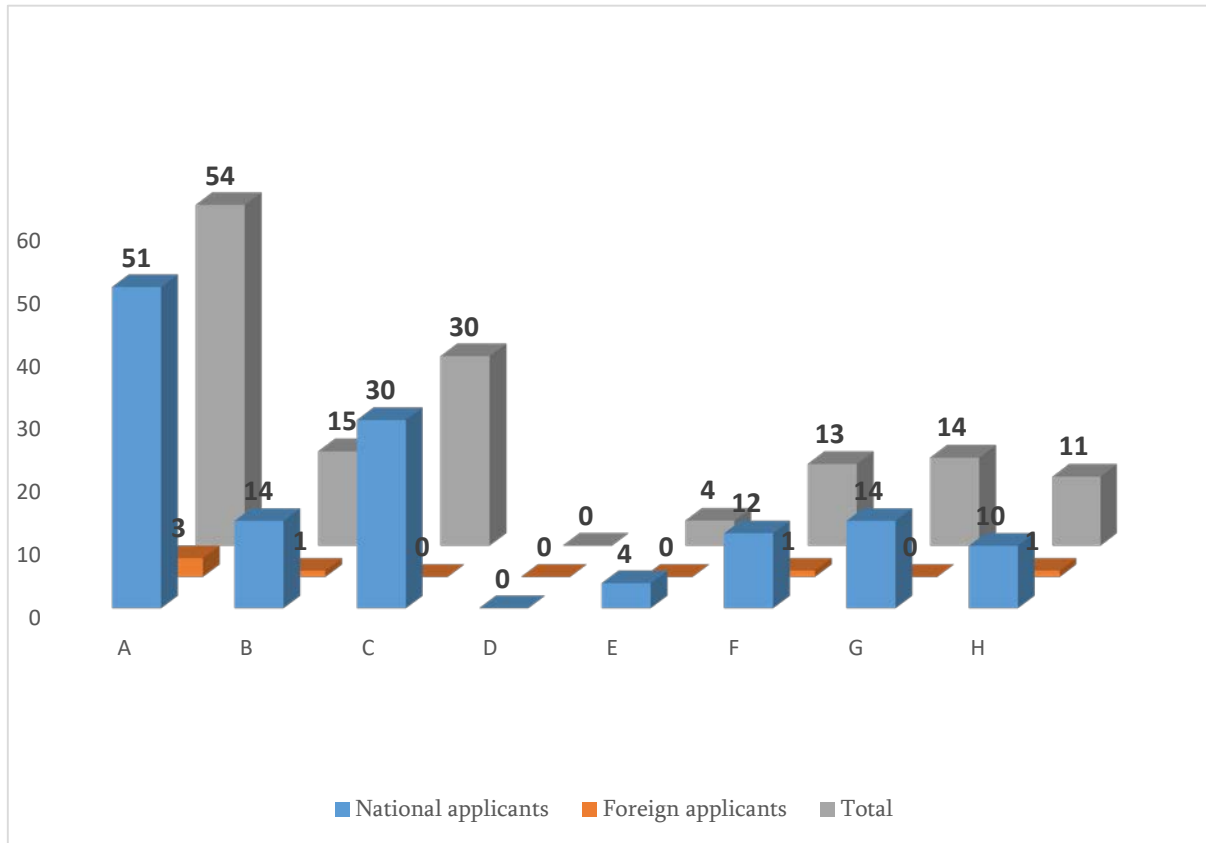
## RESULTS OF THE CONSIDERATION OF APPLICATIONS IN THE FORM OF DIAGRAMS





# INVENTIONS AND UTILITY MODELS

BREAKDOWN OF APPLICATIONS RECEIVED IN 2018 FROM NATIONAL AND FOREIGN APPLICANTS, BY SECTIONS OF THE INTERNATIONAL PATENT CLASSIFICATION ARE SHOWN IN THE GRAPH



BREAKDOWN OF APPLICATIONS FILED IN 2018, ACCORDING TO THE FIELDS OF TECHNOLOGY ARE SHOWN IN TABLE

No	Technical field (according to classes / subclasses of IPC)	Number of applications filed in	% in the total number
1.	Medications and pharmaceuticals (A61K)	20	14,18%
2.	Medicine and Veterinary (A61-A63, except A61K)	16	11,35%
3-4.	Measurement and Optics (G01-G03)	11	7,80%
3-4.	Food and tobacco products (A21-A24)	11	7,80%
5.	Electrical engineering (H01, H02, H05)	9	6,38%
6.	Inorganic Chemistry (C01-C05, C30)	8	5,67%

## INVENTIONS AND UTILITY MODELS

7-9.	Motors and pumps (F01-F04)	6	4,26%
7-9.	Organic Chemistry (C07, A01N)	6	4,26%
7-9.	Transportation (B60-B68)	6	4,26%
10-12.	Paints, fuels, animal and vegetable oils (C09-C11)	5	3,55%
10-12.	Metallurgy and electrolysis (C21-C23, C25)	5	3,55%
10-12.	Physical and chemical processes (B01-B09)	5	3,55%
13-24.	Other fields	33	23,40%
	<b>Total</b>	<b>141</b>	<b>100</b>

THE TABLE SHOWS THE BREAKDOWN OF APPLICATIONS FILED FROM 2016 -2018, BY FIELDS OF TECHNOLOGY

No	Technical field (according to classes / subclasses of IPC)	2016	2017	2018	Total amount (2016- 2018)	% in the total number of applications
1.	Medicine and Veterinary (A61-A63, except A61K)	11	17	16	<b>44</b>	<b>10.55%</b>
2.	Measurement and Optics (G01-G03)	16	11	11	<b>38</b>	<b>9.11%</b>
3.	Construction (E01-E06)	16	16	4	<b>36</b>	<b>8.63%</b>
4.	Medications and pharmaceuticals (A61K)	7	8	20	<b>35</b>	<b>8.39%</b>
5.	Inorganic Chemistry (C01-C05, C30)	6	13	8	<b>27</b>	<b>6.47%</b>
6.	Food and tobacco products (A21-A24)	7	7	11	<b>25</b>	<b>6.00%</b>
7.	Electrical engineering (H01, H02, H05)	10	5	9	<b>24</b>	<b>5.76%</b>

## INVENTIONS AND UTILITY MODELS

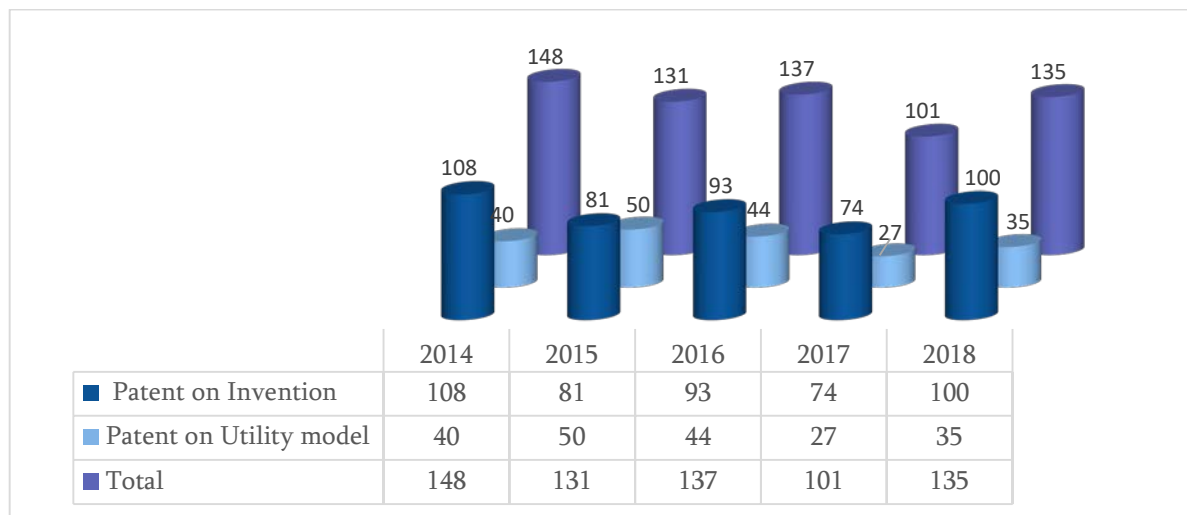
8.	Motors and pumps (F01-F04)	5	11	6	22	5.28%
9.	Agriculture (A01 except A01N)	5	11	4	20	4.80%
10.	Processing materials, layered materials (B21-B30, B32)	7	7	4	18	4.32%
11.	Transportation (B60-B68)	4	7	6	17	4.08%
12.	Clothing and household items (A41-A47)	5	9	2	16	3.84%
13.	Paints, fuels, animal and vegetable oils (C09-C11)	5	5	5	15	3.60%
14.	Metallurgy and electrolysis (C21-C23, C25)	6	1	5	12	2.88%
15.	Organic Chemistry (C07, A01N)	0	5	6	11	2.64%
16.	Lighting, heating, refrigeration equipment (F21-F28)	3	4	2	9	2.16%
17.	Physical and chemical processes (B01-B09)	2	1	5	8	1.92%
18.	Other fields	11	12	17	40	9.59%
	<b>Total</b>	<b>126</b>	<b>150</b>	<b>141</b>	<b>417</b>	<b>100%</b>

# INVENTIONS AND UTILITY MODELS

## PATENTS

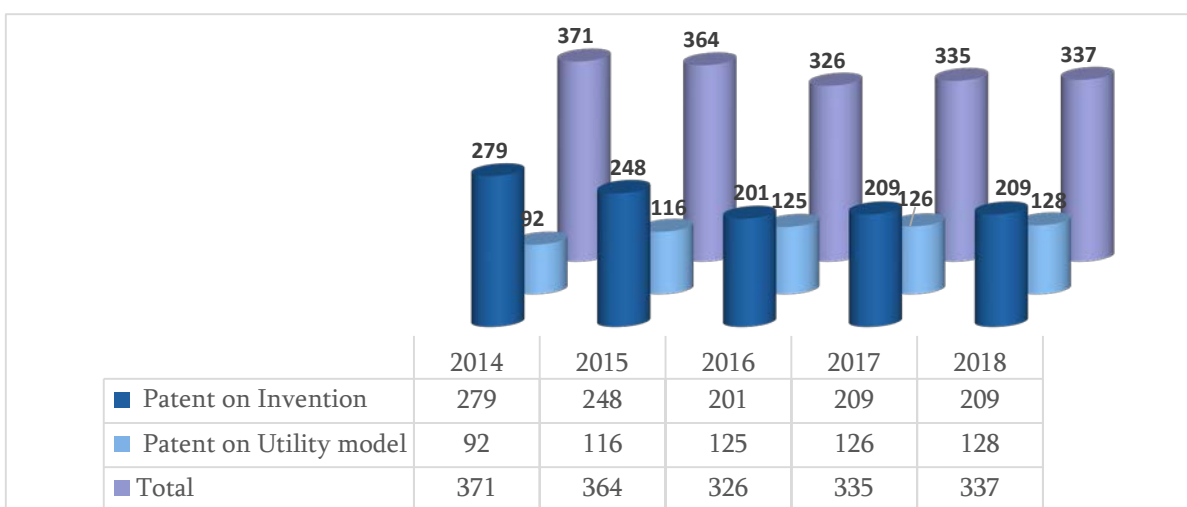
In 2018 100 patents on inventions and 35 patents on utility models were granted, out of which 2 patents on inventions (Italy, USA) and 1 patent on utility model (RF) were granted to foreign applicants..

THE DYNAMICS OF THE ISSUANCE OF PATENTS FOR 2014-2018



According to the data of 2018 209 out of 3252 patents on inventions and 128 out of 540 patents on utility models are in force in the Republic of Armenia.

THE NUMBER OF VALID PATENTS OF THE REPUBLIC OF ARMENIA AS OF DECEMBER 31 OF THE RELEVANT YEAR IS GIVEN AS A GRAPH



According to the data of 2018 4848 Eurasian patents are in force in the Republic of Armenia..

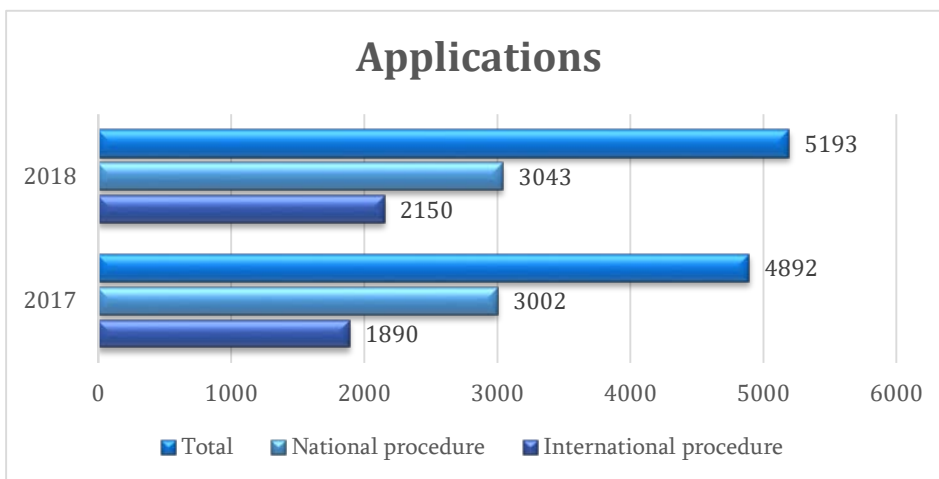
## TRADEMARKS

In 2018 the number of applications for registration of trademarks filed with the Intellectual Property Agency markedly increased.

2147 applications were filed under the national procedure, which is 13% more compared to the previous year (1890 applications in 2017). 1556 applications were filed from national applicants.

Preliminary examination was carried out for 2121 applications, 1453 trademarks were registered out of which 1039 for national applicants. Compared to the previous year, the number of registered trademarks increased by 1% (1435 applications in 2017). The number of decisions on refusal of trademark registration increased by 24% (117 refusals against 94 in 2017). 18 applications were recalled.

3043 notifications on international registration of trademarks were received within the international procedure (Madrid system) with the designation of the Republic of Armenia, which is 1.5% more than in previous year (3002 notifications in 2017).



2148 decisions on granting legal protection to the trademarks within the international notifications, preliminary refusals on 806 and 764 on final refusals were made.

# TRADEMARKS

THE BREAKDOWN OF THE FILED APPLICATIONS UNDER THE NATIONAL PROCEDURE AND NOTIFICATIONS UNDER THE INTERNATIONAL PROCEDURE WITH REFERENCE TO THE RESIDENTIAL COUNTRIES OF APPLICANTS IS GIVEN IN THE TABLE

Country		According to the national procedure	Within the framework of the Madrid Agreement and its Protocol	Total
<b>AM</b>	Armenia	1556		1556
<b>AE</b>	United Arab Emirates	17	4	21
<b>AR</b>	Argentina	1		1
<b>AT</b>	Austria		30	30
<b>AU</b>	Australia		4	4
<b>AZ</b>	Azerbaijan		2	2
<b>BA</b>	Bosnia and Herzegovina	1		1
<b>BB</b>	Barbados	2	1	3
<b>BE</b>	Belgium	4	50	54
<b>BG</b>	Bulgaria		29	29
<b>BM</b>	Bermuda		2	2
<b>BR</b>	Brazil	1		1
<b>BY</b>	Belarus	1	28	29
<b>CA</b>	Canada	9	1	10
<b>CH</b>	Switzerland	42	223	265
<b>CN</b>	China	2	500	502
<b>CY</b>	Cyprus	6	37	43
<b>CZ</b>	Czech Republic	1	12	13
<b>DE</b>	Germany	17	291	308
<b>DK</b>	Denmark	2	12	14
<b>EE</b>	Estonia		7	7
<b>EG</b>	Egypt		2	2
<b>ES</b>	Spain	5	32	37
<b>FI</b>	Finland		13	13
<b>FR</b>	France	23	126	149
<b>GB</b>	United Kingdom	24	60	84
<b>GE</b>	Georgia	10	5	15
<b>GR</b>	Greece	2	12	14
<b>JE</b>	Normandy Islands (Jersey)	8		8
<b>HU</b>	Hungary		129	129
<b>HR</b>	Croatia	6	2	8
<b>ID</b>	Indonesia	9		9
<b>IE</b>	Ireland	16	4	20
<b>IL</b>	Israel	19	4	23
<b>IN</b>	India	1	4	5

# TRADEMARKS

<b>IQ</b>	Iraq	1		1
<b>IR</b>	Iran	6	9	15
<b>IT</b>	Italy	2	152	154
<b>JO</b>	Jordan	4		4
<b>JP</b>	Japan	22	60	82
<b>KR</b>	Korea	16		16
<b>KY</b>	Cayman Islands	9	1	10
<b>KZ</b>	Kazakhstan	4	21	25
<b>LB</b>	Lebanon	1		1
<b>LI</b>	Liechtenstein		12	12
<b>LK</b>	Sri Lanka		1	1
<b>LV</b>	Latvia		5	5
<b>LT</b>	Lithuania		6	6
<b>LU</b>	Luxemburg	1	34	35
<b>MA</b>	Morocco		1	1
<b>MC</b>	Monaco		7	7
<b>MD</b>	Republic of Moldova		3	3
<b>MK</b>	Republic of Macedonia		2	2
<b>MU</b>	Mauritius		1	1
<b>MY</b>	Malaysia		1	1
<b>NL</b>	Netherlands	6	28	34
<b>JE</b>	Jersey, Normandy Islands	8		8
<b>NO</b>	Norway		5	5
<b>NZ</b>	New Zealand		1	1
<b>OM</b>	Oman	5		5
<b>PH</b>	Republic of Philippines		1	1
<b>PL</b>	Poland		28	28
<b>PT</b>	Portugal		12	12
<b>QA</b>	Qatar	4		4
<b>RO</b>	Romania		1	1
<b>RU</b>	Russian Federation	89	540	629
<b>SA</b>	Saudi Arabia	1		1
<b>SE</b>	Sweden	2	12	14
<b>SG</b>	Singapore		16	16
<b>SI</b>	Slovenia		14	14
<b>SK</b>	Slovakia		4	4
<b>TH</b>	Thailand	2	1	3
<b>TN</b>	Tunisia		1	1
<b>TR</b>	Turkey	1	58	59
<b>TW</b>	Taiwan	1		1
<b>UA</b>	Ukraine	6	60	66
<b>UE</b>	United Arab Emirates	1		1
<b>USA</b>	USA	164	238	402
<b>UZ</b>	Uzbekistan		5	5

## TRADEMARKS

<b>VC</b>	Saint Vincent and the Grenadines	1		1
<b>VG</b>	Virgin Islands	4	7	11
<b>VN</b>	Vietnam	1	2	3
<b>Total</b>		2147	2976	5123

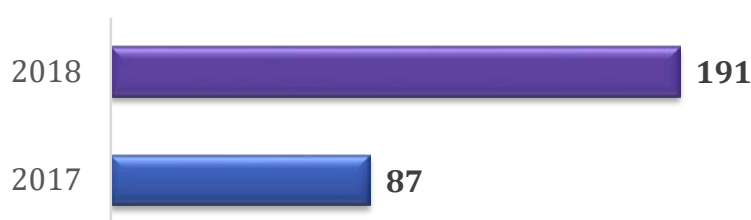
In 2018 applications filed for registration of trademarks for services of class 35 (advertising, business management, administrative activities in the field of business; office services) with 382 applications are again at the top ( 312 applications in 2017). In the second place are applications filed for registration of trademarks for goods of class 33 (alcoholic beverages (except beer) with 355 applications (288 applications in 2017). In the third place are applications filed for registration of trademarks for goods of class 05 (pharmaceuticals, medical and veterinary products; hygienic products for medical purposes; diet food and substances for medical or veterinary purposes; baby food; food additives for humans and animals; patches, dressings materials; materials for filling teeth and making dental impressions; disinfectants) with 291 applications (141 applications in 2017). The latter has risen from 7th to 3rd place.

The number of applications filed with the World Intellectual Property Organization (WIPO) from the Republic of Armenia has decreased. In 2018, 35 applications for international registration were delivered from the Agency to WIPO, which is less by 16 compared with the applications delivered in 2017 (decrease by 31%).

### ONLINE APPLICATIONS

During the reporting period the number of online applications (191 applications) has markedly increased compared to the previous year (87 applications).

#### Online Applications

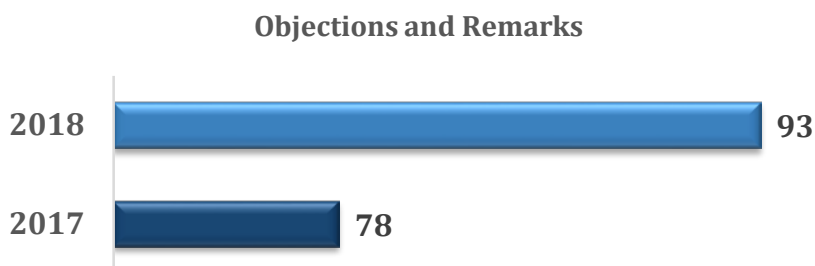




# TRADEMARKS

## OBJECTIONS AND REMARKS

In 2018, 93 written objections were filed against the registration of a trademark, which is more by 19% compared to the previous year (78 in 2017).



## INDUSTRIAL DESIGNS

In 2018, the number of applications for industrial designs filed with the Agency decreased.

57 applications were received under the national procedure (58 applications in 2017). 46 applications were received from the national applicants, which is less by 8 compared to the previous year.

53 industrial designs were registered and certificates were granted.

111 notifications on international registration of industrial designs were received within the framework of the Geneva Act of the Hague Agreement on the Registration of Industrial Designs with the designation of the Republic of Armenia which is less by 25% compared to the previous year (149 notifications in 2017).

During the reporting period, 7 applications for industrial designs were filed online (3 applications in 2017).

## RENEWALS

During the reporting period, 780 extensions of trademark validity periods and 21 applications for renewal of certificates for industrial designs were registered.

## ASSIGNMENT OF RIGHTS TO REGISTERED SUBJECT MATTERS, REGISTRATION OF LICENSES

### ASSIGNMENT OF RIGHTS TO REGISTERED SUBJECT MATTERS, REGISTRATION OF LICENSES

During the reporting period requests on 112 assignments of rights to trademarks, 20 registrations of trademark licenses, 1 sublicense of trademark, 6 registrations of amendments in trademark licenses, 2 registrations of amendments in trademark sublicenses, 3 cancellations of trademark licenses, as well as 2 grantings of exclusive license on use of patent, 2 assignments of patent, 1 revocation of license on patent were examined and registered.

590 amendments and other actions were made in the State Registry of Trademarks.

1453 certificates on trademark, 94 patents on inventions, 35 patents on utility models and 53 certificates on industrial designs were prepared and delivered to the right holders during the year of 2018.

#### BOARD OF APPEAL

12 appeals regarding 12 trademarks, 1 patent and 1 utility model were submitted to the Board of Appeal of the Intellectual Property Agency of the Ministry of Economic Development and Investments of the Republic of Armenia. 7 requests were satisfied by the Board of Appeal and 7 were rejected.

### LEGISLATIVE FIELD

In 2018 new drafts "Law on Copyright and Related Rights", "Law on Patents", as well as "Law on Industrial Designs" were drafted by the Intellectual Property Agency. The drafts were put on the unitary portal of legal acts (e-draft.am) in the prescribed manner. The draft laws were submitted to the interested bodies, and public discussions were held with the relevant beneficiaries. The finalized versions of the drafts were submitted to the Government of the Republic of Armenia within the established period.

Amendments and supplements were made to the "Law of the Republic of Armenia on Trademarks" and the "Law of the Republic of Armenia on State Duty", which were submitted to the Government of the Republic of Armenia in the unified package.

The package of documents required for accession to the Beijing Treaty on Audiovisual Performances and the Marrakesh Treaty to Facilitate Access to Published Works for Persons Who are Blind, Visually Impaired or Otherwise Print Disabled was submitted to the Ministry of Foreign Affairs of the Republic of Armenia.

In 2018 the EEC Agreement on Collective Management of Copyright and Related Rights, signed in November 2017 in Moscow, underwent interstate procedures necessary for ratification in Armenia and submitted to the National Assembly of the Republic of Armenia.

On December 5, 2018, the EEC Agreement on Trademarks, Service Marks and Appellations of Origins" was signed in Moscow.

## INFORMATION TECHNOLOGIES

In 2018 24 issues of the official bulletin “Industrial Property” were published in Armenian and Russian. The bulletins included official information on patents on 100 inventions and 35 utility models, certificates on 53 industrial designs, 1453 registered trademarks, information on the renewals of registration of trademarks, as well as information on assignment agreements of patents and trademarks and registration of license agreements.

24 issues of the bulletin “Applications on Trademarks” were published in 2018. Schemes of inventions and utility models have been inputted, full descriptions of first pages and claims of electronic forms as well as images of industrial designs have been inputted and published for distribution to the patent owners and libraries, for the inner use via the intranet of the Agency, as well as for public use. The preparation and publication of the bulletin "Annual Report" for 2017 has been carried out in Armenian, English and Russian languages, and also prepared their electronic versions for putting on the web page.

In 2018, 191 online applications on trademarks, 2 on utility models and 7 on industrial designs were filled with the Agency.

Works towards the transition from paper to digitization have been carried out. About 2000 trademark documents registered in 2015-2016 were digitized. Works towards the digitization are still going on.

In 2018, works on the introduction of two new subsystems started, namely: the creation of a database of international registrations of industrial designs and the possibility of extending the period of validity of trademarks online.

### INTERNATIONAL COOPERATIONS

The Intellectual Property Agency continued and further strengthened the cooperation with the international organizations such as WIPO, EAPO, as well as with the foreign patent offices. The main area of cooperation in 2018 was the participation of the specialists of the Agency in various events: conferences, seminars, round tables, workshops, during which the development of the intellectual property field were discussed.

With the assistance of WIPO in June 2018 the delegation of the Agency visited the Korean Intellectual Property Office to familiarize themselves with the curriculum developed in the field of intellectual property and to introduce this experience in the Republic of Armenia. Representatives of the delegation got acquainted with the curricula developed in the field of intellectual property and also attended classes on intellectual property at schools and visited multimedia production studios creating and producing electronic games. During the meeting the signing of a Memorandum of Understanding on bilateral cooperation, which will serve as a basis for further cooperation in this field was discussed. With this regard the Agency will host the KIPO delegation in autumn of 2019.

A representative of the Intellectual Property Agency took part in the High Level Conference on Intellectual Property for Countries along the Belt and Road which was held in Beijing and where the heads of intellectual property offices discussed the role and importance of intellectual property in promoting the economic development of countries.

At the invitation of the Head of Kyrgyzpatent the Deputy Head of the Agency took part in the celebration of the 25th anniversary of the intellectual property system of the Kyrgyz Republic, which took place on 2-3 September in Issyk-Kul. The issues on the legal protection of traditional knowledge were also discussed.

## INTERNATIONAL COOPERATIONS

On 16-17 April, 2018, a representative of the Agency took part in the Conference on “Digital Transformation: Intellectual Property and Blockchain Technology”, which was held in Moscow.

Patent examiners of the Agency participated in a training course entitled “Patent Examination” organized by the China National Intellectual Property Administration (CNIPA) for countries along the Silk Road on 17-25 April, 2018, in Zhengzhou. The training course aimed to introduce participants to the Chinese patent system, the details of the expertise.

Experts of the Agency took part in advanced training courses for specialists of national institutions ("Features of the examination of applications in the field of chemistry, medicine and biotechnology, mechanics and physics") organized by the Eurasian Patent Office.

The representative of the Agency took part in a regional seminar “Enforcement of Intellectual Property Rights”, organized within the framework of the EU technical assistance program from 5 to 8 June 2018 in Chisinau, Moldova.

The International Center for Agricultural Research, which is a French government organization, organized a 10-day international training on geographical indications, in Sete, France which was attended by the expert of Trademarks and Industrial Designs Department of the Agency.

The Working Group made up of representatives of the national IP offices of EAPC Contracting States including the representative from the Agency for developing EAPO-based legal protection system for industrial designs in a number of meetings in 2018 has prepared a draft Protocol to the Eurasian Patent Convention on the Protection of Industrial Designs.